



# ***Dental PPO Minnesota Network***

## ***MN General Dentists Provider Mapping***

### ***MN Potential Enrollees***

---

*Created by...*

***Humana***

*June 18, 2025*

Network Analysis

# Service Area Map

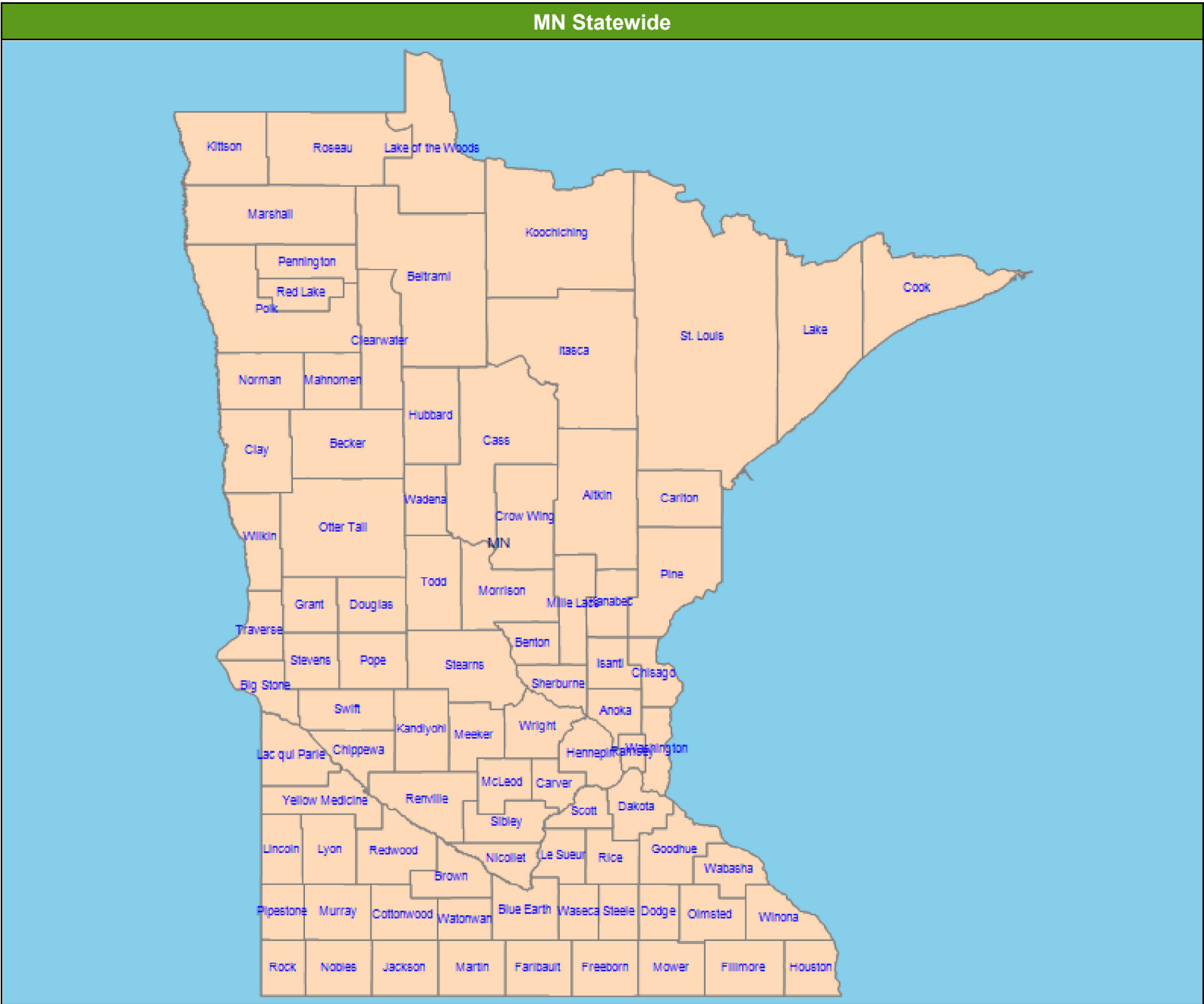
June 18, 2025

Created by...  
Humana

Service Areas

Statewide

62.77 miles



Network Analysis

# General Dentists Access Map

June 18, 2025

Created by...  
Humana

General Dentists Access Analysis

Employee Group  
MN Potential Enrollees  
Provider Group  
General Dentists

34,301 potential enrollee locations

- ◆ With access (34,177)
- Without access (124)

The Access Standard is defined as (MN Potential Enrollees) potential enrollees accessing in:

Large Metro areas...

- 1 (General Dentists) dentist in 15 miles and 30 minutes

Metro areas...

- 1 (General Dentists) dentist in 30 miles and 45 minutes

Micro areas...

- 1 (General Dentists) dentist in 60 miles and 80 minutes

Rural areas...

- 1 (General Dentists) dentist in 75 miles and 90 minutes

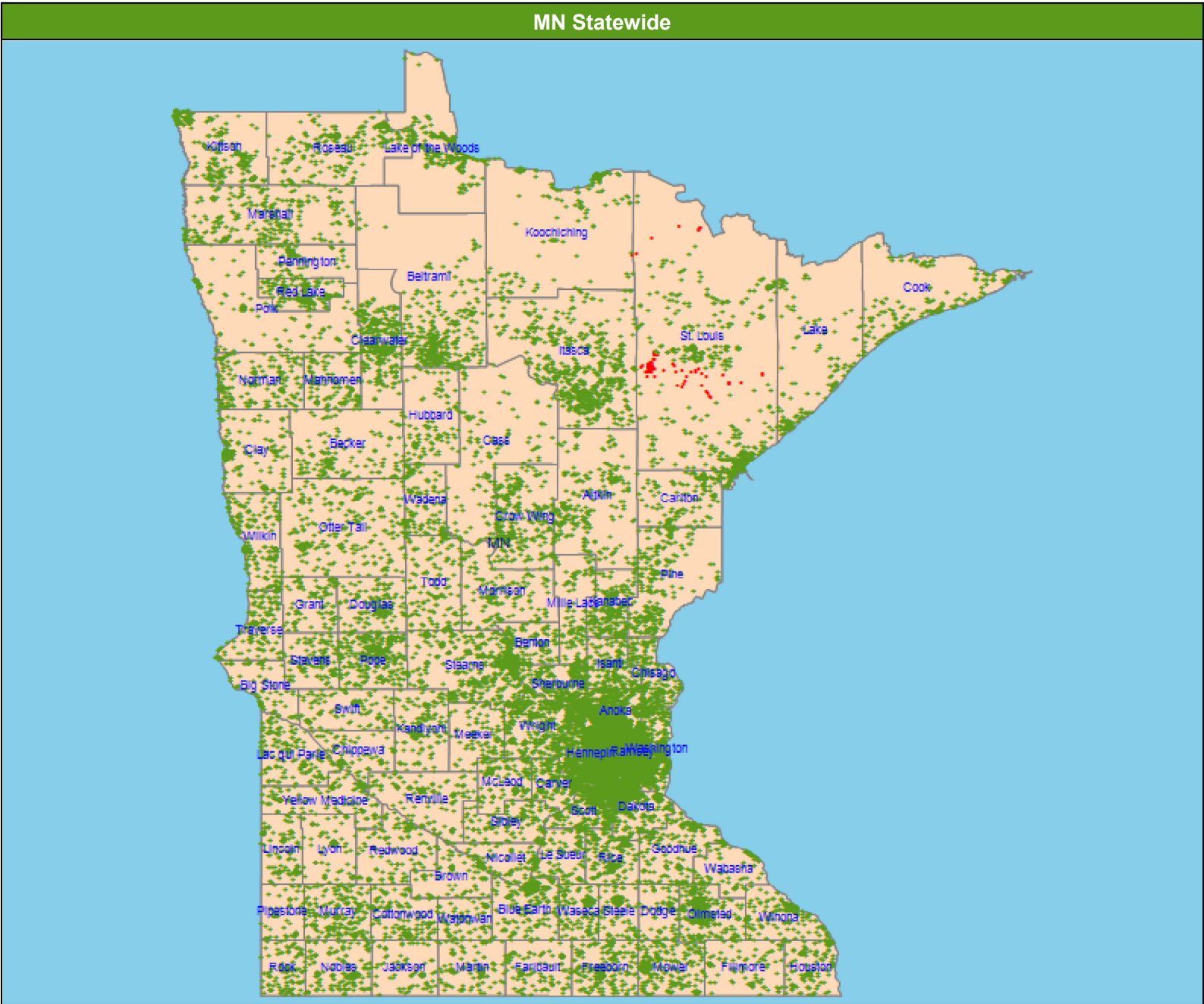
CEAC areas...

- 1 (General Dentists) dentist in 110 miles and 125 minutes

Service Areas

- Statewide

62.77 miles



Access Overview

June 18, 2025

Created by...  
Humana

Access Analysis

General Dentists Access  
Analysis

Potential Enrollee / Dentist  
Groups

MN Potential Enrollees  
General Dentists

Access Map

Potential Enrollee locations

- With access
- Without access

Comparison Graph

Percent of potential enrollees with  
access to a choice of dentists over  
miles

- 1st closest
- 2nd closest
- 3rd closest

<sup>1</sup> The Access Standard is defined  
as (MN Potential Enrollees)  
potential enrollees accessing in:

Large Metro areas...

- 1 (General Dentists) dentist in  
15 miles and 30 minutes

Metro areas...

- 1 (General Dentists) dentist in  
30 miles and 45 minutes

Micro areas...

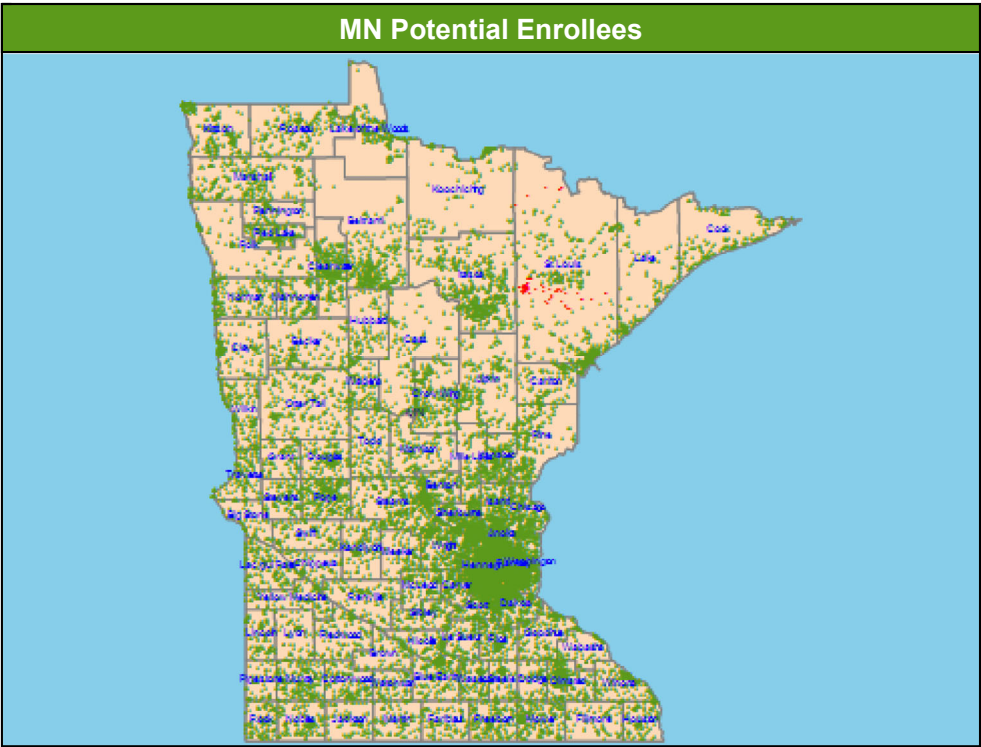
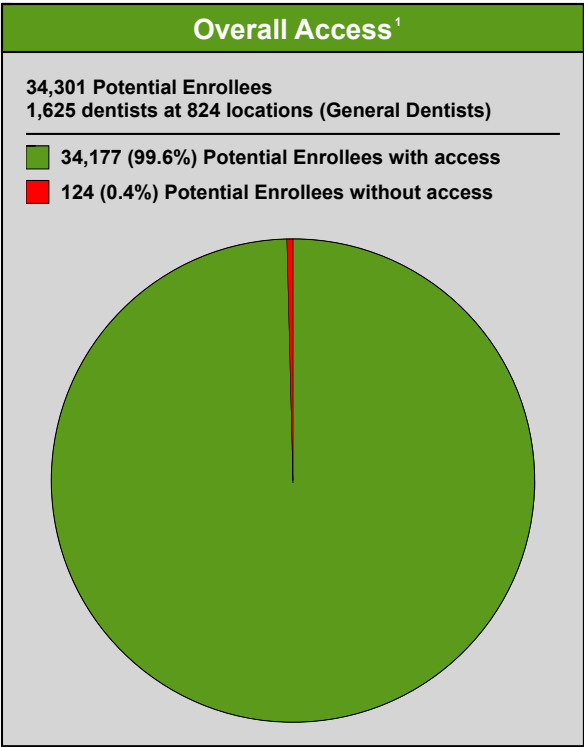
- 1 (General Dentists) dentist in  
60 miles and 80 minutes

Rural areas...

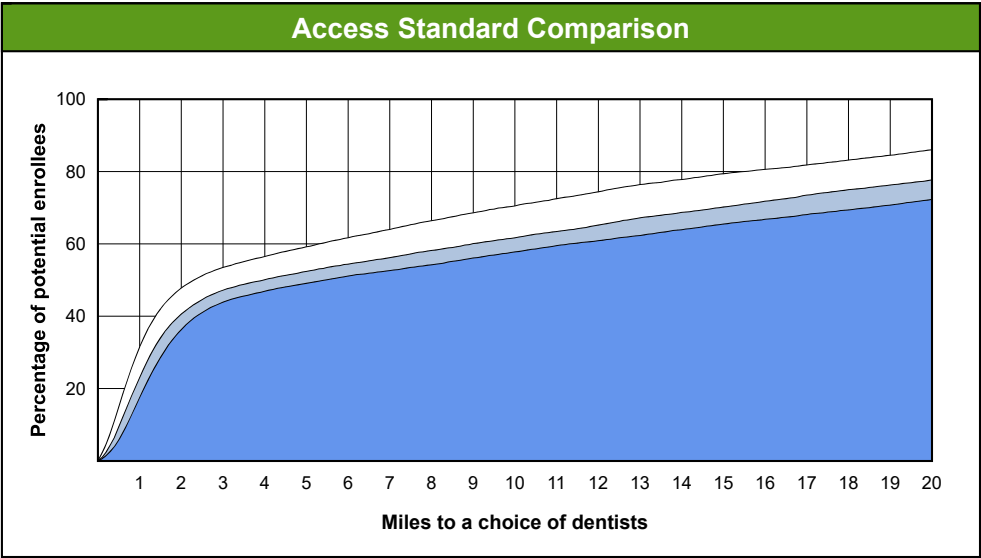
- 1 (General Dentists) dentist in  
75 miles and 90 minutes

CEAC areas...

- 1 (General Dentists) dentist in  
110 miles and 125 minutes



Distances/Times	
	Average
Distance/Time to 1st closest dentist	8.1 miles 9.0 mins
Distance/Time to 2nd closest dentist	11.5 miles 12.6 mins
Distance/Time to 3rd closest dentist	13.4 miles 14.8 mins



Access Summary By County

June 18, 2025

Created by...  
Humana

Access Analysis  
General Dentists Access  
Analysis  
  
Potential Enrollee Group  
MN Potential Enrollees  
  
Dentist Group  
General Dentists

Areas With Access  
Top 36 Counties in the market,  
sorted by the number of potential  
enrollees with access  
  
1 The Access Standard is defined  
as (MN Potential Enrollees)  
potential enrollees accessing in:  
Large Metro areas...  
1 (General Dentists) dentist in  
15 miles and 30 minutes  
Metro areas...  
1 (General Dentists) dentist in  
30 miles and 45 minutes  
Micro areas...  
1 (General Dentists) dentist in  
60 miles and 80 minutes  
Rural areas...  
1 (General Dentists) dentist in  
75 miles and 90 minutes  
CEAC areas...  
1 (General Dentists) dentist in  
110 miles and 125 minutes

2 Provider counts represent:  
#: Provider access points

Potential Enrollees With Access								
Potential Enrollee Group		34,301 potential enrollees 34,177 (99.6%) potential enrollees with access		Dentist Group		1,625 unique dentists at 824 unique locations (1,626 total access points)		
Key Geographic Areas								
County		Potential Enrollee	Dentist	With Access <sup>1</sup>		Counts <sup>2</sup>	Maximum Distance	Maximum Time
		#	Group	#	%	#	1	1
With Access	Hennepin, MN	5,023	General Dentists	5,023	100.0	445	6.2	7.2
	Ramsey, MN	2,547	General Dentists	2,547	100.0	192	4.2	5.6
	Dakota, MN	1,846	General Dentists	1,846	100.0	194	12.0	13.0
	Anoka, MN	1,761	General Dentists	1,761	100.0	92	12.3	13.4
	Washington, MN	1,042	General Dentists	1,042	100.0	86	12.5	13.6
	Itasca, MN	858	General Dentists	858	100.0	5	32.9	35.8
	Stearns, MN	814	General Dentists	814	100.0	33	23.4	25.5
	St. Louis, MN	912	General Dentists	788	86.4	50	30.0	32.7
	Wright, MN	741	General Dentists	741	100.0	49	10.3	11.2
	Olmsted, MN	716	General Dentists	716	100.0	57	16.1	17.5
	Scott, MN	612	General Dentists	612	100.0	54	9.2	10.8
	Sherburne, MN	505	General Dentists	505	100.0	37	14.0	15.2
	Mower, MN	455	General Dentists	455	100.0	1	22.4	24.4
	Pope, MN	451	General Dentists	451	100.0	1	28.6	31.2
	Beltrami, MN	448	General Dentists	448	100.0	12	43.8	47.7
	Carver, MN	400	General Dentists	400	100.0	36	8.6	9.3
	Clearwater, MN	383	General Dentists	383	100.0	0	44.1	48.1
	Marshall, MN	376	General Dentists	376	100.0	1	34.8	37.9
	Kanabec, MN	351	General Dentists	351	100.0	5	19.3	21.0
	Blue Earth, MN	348	General Dentists	348	100.0	13	20.6	22.4
	Crow Wing, MN	344	General Dentists	344	100.0	14	21.2	23.1
	Roseau, MN	343	General Dentists	343	100.0	1	35.1	38.2
	Kittson, MN	334	General Dentists	334	100.0	0	43.5	47.4
	Red Lake, MN	330	General Dentists	330	100.0	0	36.2	39.4
	Clay, MN	328	General Dentists	328	100.0	3	31.7	34.5
	Freeborn, MN	323	General Dentists	323	100.0	1	18.9	20.6
	Murray, MN	319	General Dentists	319	100.0	0	29.1	31.7
	Rice, MN	319	General Dentists	319	100.0	28	11.2	12.2
	Otter Tail, MN	298	General Dentists	298	100.0	4	29.3	31.9
	Lake of the Woods, MN	295	General Dentists	295	100.0	0	61.2	66.7
	Pine, MN	293	General Dentists	293	100.0	7	28.9	31.5
	Aitkin, MN	284	General Dentists	284	100.0	0	35.2	38.4
	Wilkin, MN	283	General Dentists	283	100.0	0	33.9	36.9
	Norman, MN	281	General Dentists	281	100.0	0	47.6	51.9
	Chisago, MN	270	General Dentists	270	100.0	7	12.7	13.8
	Lac qui Parle, MN	266	General Dentists	266	100.0	2	25.9	28.2



## Access Detail By County

June 18, 2025

Created by...  
Humana

## Access Analysis

General Dentists Access  
AnalysisPotential Enrollee / Dentist  
GroupsMN Potential Enrollees  
General Dentists<sup>1</sup> The Access Standard is defined  
as (MN Potential Enrollees)  
potential enrollees accessing in:

Large Metro areas...

1 (General Dentists) dentist in  
15 miles and 30 minutes

Metro areas...

1 (General Dentists) dentist in  
30 miles and 45 minutes

Micro areas...

1 (General Dentists) dentist in  
60 miles and 80 minutes

Rural areas...

1 (General Dentists) dentist in  
75 miles and 90 minutes

CEAC areas...

1 (General Dentists) dentist in  
110 miles and 125 minutes

Potential Enrollees With and Without Access									
County	Potential Enrollee	Dentist	Counts	With Access <sup>1</sup>		Without Access <sup>1</sup>		Maximum Distance	Maximum Time
	#	Group	#	#	%	#	%	1	1
Aitkin, MN	284	General Dentists	0	284	100.0	0	0.0	35.2	38.4
Anoka, MN	1,761	General Dentists	92	1,761	100.0	0	0.0	12.3	13.4
Becker, MN	181	General Dentists	8	181	100.0	0	0.0	20.2	22.0
Beltrami, MN	448	General Dentists	12	448	100.0	0	0.0	43.8	47.7
Benton, MN	242	General Dentists	6	242	100.0	0	0.0	13.1	14.2
Big Stone, MN	104	General Dentists	0	104	100.0	0	0.0	31.2	34.0
Blue Earth, MN	348	General Dentists	13	348	100.0	0	0.0	20.6	22.4
Brown, MN	138	General Dentists	0	138	100.0	0	0.0	29.8	32.5
Carlton, MN	177	General Dentists	1	177	100.0	0	0.0	28.9	31.5
Carver, MN	400	General Dentists	36	400	100.0	0	0.0	8.6	9.3
Cass, MN	146	General Dentists	7	146	100.0	0	0.0	25.2	27.4
Chippewa, MN	131	General Dentists	0	131	100.0	0	0.0	22.8	24.8
Chisago, MN	270	General Dentists	7	270	100.0	0	0.0	12.7	13.8
Clay, MN	328	General Dentists	3	328	100.0	0	0.0	31.7	34.5
Clearwater, MN	383	General Dentists	0	383	100.0	0	0.0	44.1	48.1
Cook, MN	205	General Dentists	0	205	100.0	0	0.0	102.4	111.7
Cottonwood, MN	246	General Dentists	1	246	100.0	0	0.0	23.9	26.0
Crow Wing, MN	344	General Dentists	14	344	100.0	0	0.0	21.2	23.1
Dakota, MN	1,846	General Dentists	194	1,846	100.0	0	0.0	12.0	13.0
Dodge, MN	108	General Dentists	0	108	100.0	0	0.0	17.8	20.7
Douglas, MN	187	General Dentists	7	187	100.0	0	0.0	20.7	22.5
Faribault, MN	149	General Dentists	1	149	100.0	0	0.0	32.9	35.8
Fillmore, MN	111	General Dentists	4	111	100.0	0	0.0	20.4	22.2
Freeborn, MN	323	General Dentists	1	323	100.0	0	0.0	18.9	20.6
Goodhue, MN	225	General Dentists	13	225	100.0	0	0.0	13.0	14.1
Grant, MN	130	General Dentists	0	130	100.0	0	0.0	27.1	29.5
Hennepin, MN	5,023	General Dentists	445	5,023	100.0	0	0.0	6.2	7.2
Houston, MN	185	General Dentists	3	185	100.0	0	0.0	22.4	24.4
Hubbard, MN	109	General Dentists	3	109	100.0	0	0.0	21.4	23.3
Isanti, MN	232	General Dentists	16	232	100.0	0	0.0	13.6	14.8
Itasca, MN	858	General Dentists	5	858	100.0	0	0.0	32.9	35.8
Jackson, MN	109	General Dentists	1	109	100.0	0	0.0	19.1	20.8
Kanabec, MN	351	General Dentists	5	351	100.0	0	0.0	19.3	21.0
Kandiyohi, MN	233	General Dentists	8	233	100.0	0	0.0	23.8	25.9
Kittson, MN	334	General Dentists	0	334	100.0	0	0.0	43.5	47.4
Koochiching, MN	226	General Dentists	4	226	100.0	0	0.0	47.2	51.4
Lac qui Parle, MN	266	General Dentists	2	266	100.0	0	0.0	25.9	28.2
Lake of the Woods, MN	295	General Dentists	0	295	100.0	0	0.0	61.2	66.7
Lake, MN	209	General Dentists	7	209	100.0	0	0.0	50.5	55.0
Le Sueur, MN	138	General Dentists	9	138	100.0	0	0.0	9.2	10.0

## Access Detail By County

June 18, 2025

Created by...  
Humana

## Access Analysis

General Dentists Access  
AnalysisPotential Enrollee / Dentist  
GroupsMN Potential Enrollees  
General Dentists<sup>1</sup> The Access Standard is defined  
as (MN Potential Enrollees)  
potential enrollees accessing in:

Large Metro areas...

1 (General Dentists) dentist in  
15 miles and 30 minutes

Metro areas...

1 (General Dentists) dentist in  
30 miles and 45 minutes

Micro areas...

1 (General Dentists) dentist in  
60 miles and 80 minutes

Rural areas...

1 (General Dentists) dentist in  
75 miles and 90 minutes

CEAC areas...

1 (General Dentists) dentist in  
110 miles and 125 minutes

Potential Enrollees With and Without Access									
County	Potential Enrollee	Dentist	Counts	With Access <sup>1</sup>		Without Access <sup>1</sup>		Maximum Distance	Maximum Time
	#	Group	#	#	%	#	%	1	1
Lincoln, MN	120	General Dentists	1	120	100.0	0	0.0	28.0	30.5
Lyon, MN	138	General Dentists	1	138	100.0	0	0.0	28.5	31.0
Mahnomen, MN	213	General Dentists	0	213	100.0	0	0.0	33.3	36.3
Marshall, MN	376	General Dentists	1	376	100.0	0	0.0	34.8	37.9
Martin, MN	195	General Dentists	2	195	100.0	0	0.0	25.7	28.0
McLeod, MN	189	General Dentists	10	189	100.0	0	0.0	14.4	15.7
Meeker, MN	125	General Dentists	0	125	100.0	0	0.0	20.4	22.2
Mille Lacs, MN	148	General Dentists	5	148	100.0	0	0.0	19.8	21.6
Morrison, MN	187	General Dentists	8	187	100.0	0	0.0	18.8	20.5
Mower, MN	455	General Dentists	1	455	100.0	0	0.0	22.4	24.4
Murray, MN	319	General Dentists	0	319	100.0	0	0.0	29.1	31.7
Nicollet, MN	162	General Dentists	0	162	100.0	0	0.0	21.2	23.1
Nobles, MN	258	General Dentists	5	258	100.0	0	0.0	20.1	21.9
Norman, MN	281	General Dentists	0	281	100.0	0	0.0	47.6	51.9
Olmsted, MN	716	General Dentists	57	716	100.0	0	0.0	16.1	17.5
Otter Tail, MN	298	General Dentists	4	298	100.0	0	0.0	29.3	31.9
Pennington, MN	148	General Dentists	1	148	100.0	0	0.0	26.7	29.1
Pine, MN	293	General Dentists	7	293	100.0	0	0.0	28.9	31.5
Pipestone, MN	107	General Dentists	0	107	100.0	0	0.0	39.8	43.4
Polk, MN	151	General Dentists	0	151	100.0	0	0.0	44.7	48.7
Pope, MN	451	General Dentists	1	451	100.0	0	0.0	28.6	31.2
Ramsey, MN	2,547	General Dentists	192	2,547	100.0	0	0.0	4.2	5.6
Red Lake, MN	330	General Dentists	0	330	100.0	0	0.0	36.2	39.4
Redwood, MN	164	General Dentists	0	164	100.0	0	0.0	32.7	35.6
Renville, MN	156	General Dentists	4	156	100.0	0	0.0	21.6	23.5
Rice, MN	319	General Dentists	28	319	100.0	0	0.0	11.2	12.2
Rock, MN	207	General Dentists	0	207	100.0	0	0.0	34.1	37.2
Roseau, MN	343	General Dentists	1	343	100.0	0	0.0	35.1	38.2
Scott, MN	612	General Dentists	54	612	100.0	0	0.0	9.2	10.8
Sherburne, MN	505	General Dentists	37	505	100.0	0	0.0	14.0	15.2
Sibley, MN	164	General Dentists	2	164	100.0	0	0.0	14.7	16.0
St. Louis, MN	912	General Dentists	50	788	86.4	124	13.6	36.8	40.1
Stearns, MN	814	General Dentists	33	814	100.0	0	0.0	23.4	25.5
Steele, MN	194	General Dentists	14	194	100.0	0	0.0	11.9	12.9
Stevens, MN	196	General Dentists	0	196	100.0	0	0.0	30.3	33.0
Swift, MN	199	General Dentists	1	199	100.0	0	0.0	28.0	30.5
Todd, MN	141	General Dentists	4	141	100.0	0	0.0	16.0	17.4
Traverse, MN	258	General Dentists	1	258	100.0	0	0.0	28.8	31.4
Wabasha, MN	105	General Dentists	4	105	100.0	0	0.0	17.5	19.0
Wadena, MN	170	General Dentists	5	170	100.0	0	0.0	19.6	21.3

Created by...  
**Humana**

## General Dentists Access Analysis

MN Potential Enrollees  
General Dentists

1 (General Dentists) dentist in  
110 miles and 125 minutes

© 2025 Quest Analytics, LLC.



# ***Dental PPO Minnesota Network***

## ***MN Specialty Provider Maps***

---

*Created by...*

***Humana***

*August 20, 2025*

Network Provider Maps

# Service Area Map

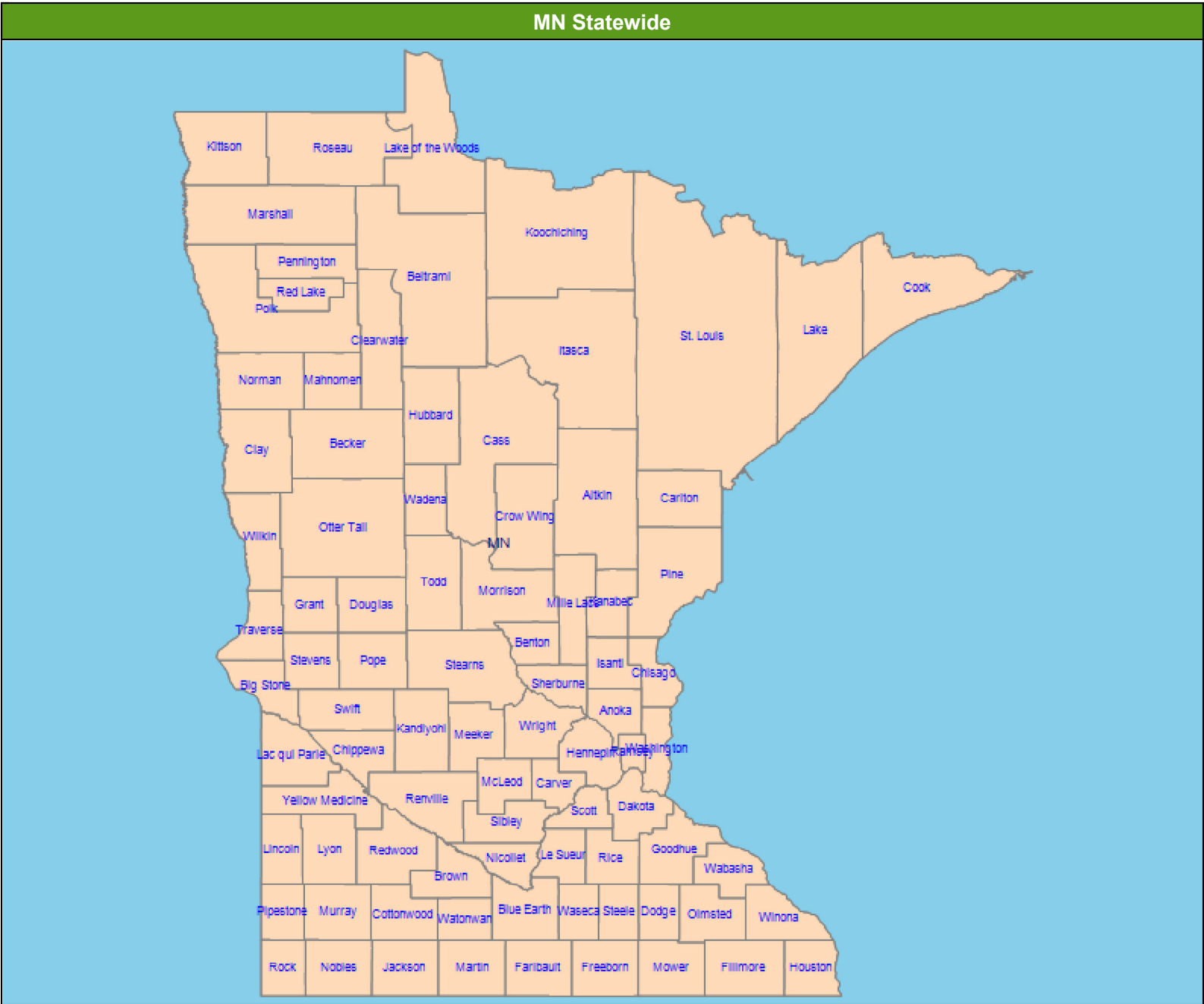
August 20, 2025

Created by...  
Humana

Service Areas

Statewide

62.77 miles



# MN Dental PPO Endodontists Provider Map

August 20, 2025

Created by...  
Humana

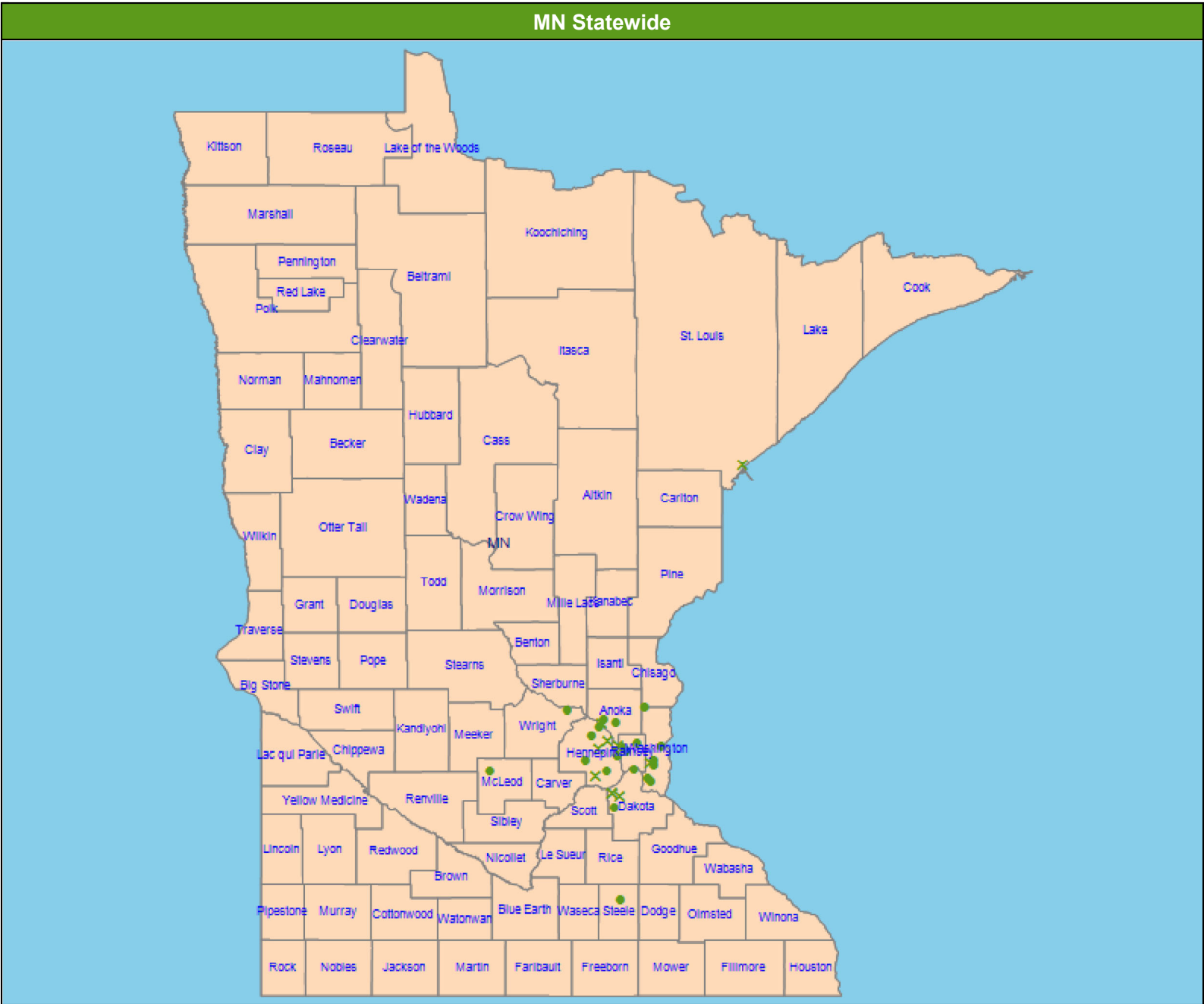
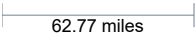
Endodontists

47 dentists at 31 locations

- Single dentists (21)
- ✕ Multiple dentists (10)

Service Areas

- Statewide



# MN Dental PPO Oral Surgeons Provider Map

August 20, 2025

Created by...  
Humana

Oral Surgeons

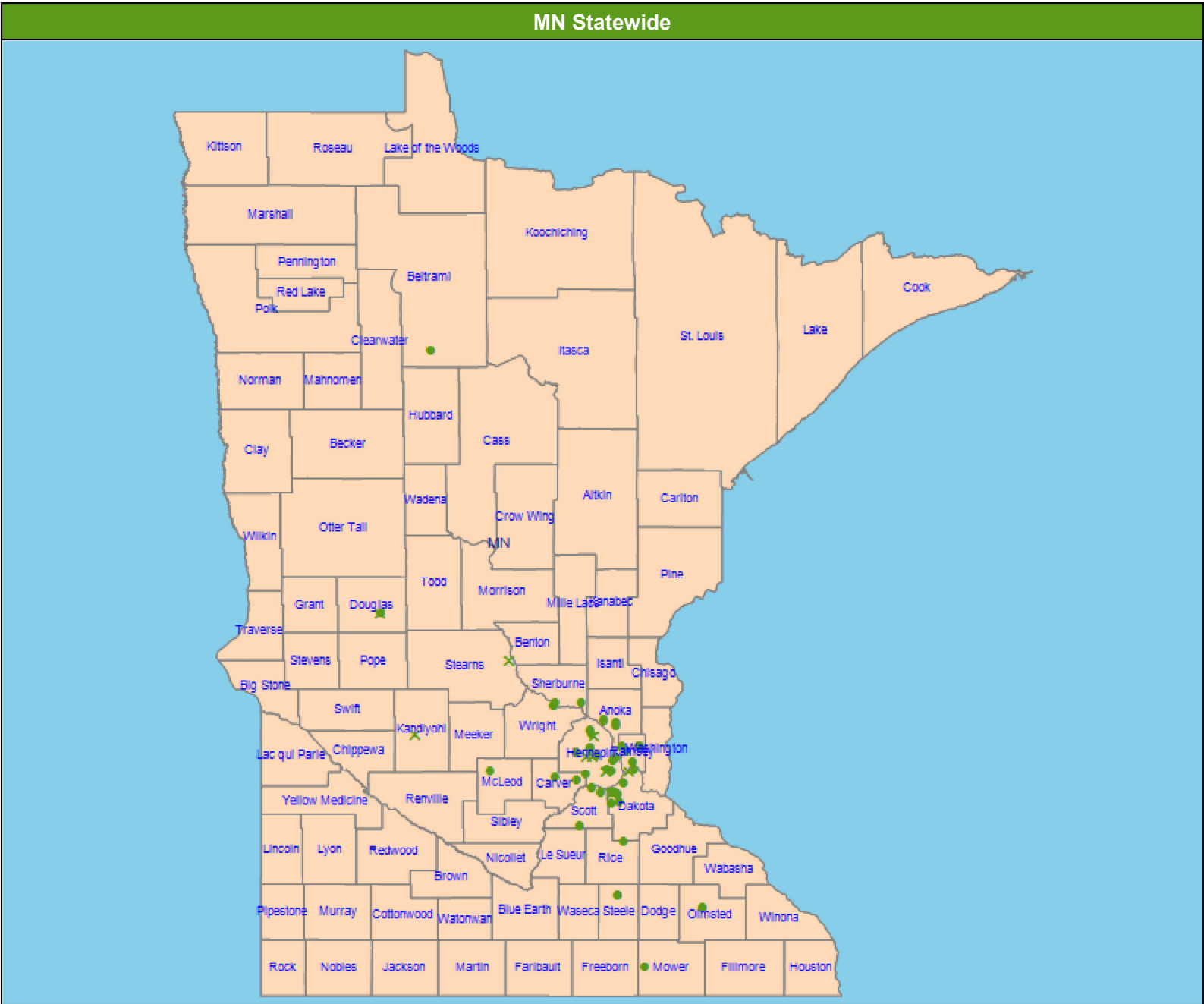
67 dentists at 56 locations

- Single dentists (46)
- ✕ Multiple dentists (10)

Service Areas

- Statewide

62.77 miles



# MN Dental PPO Orthodontists Provider Map

August 20, 2025

Created by...  
Humana

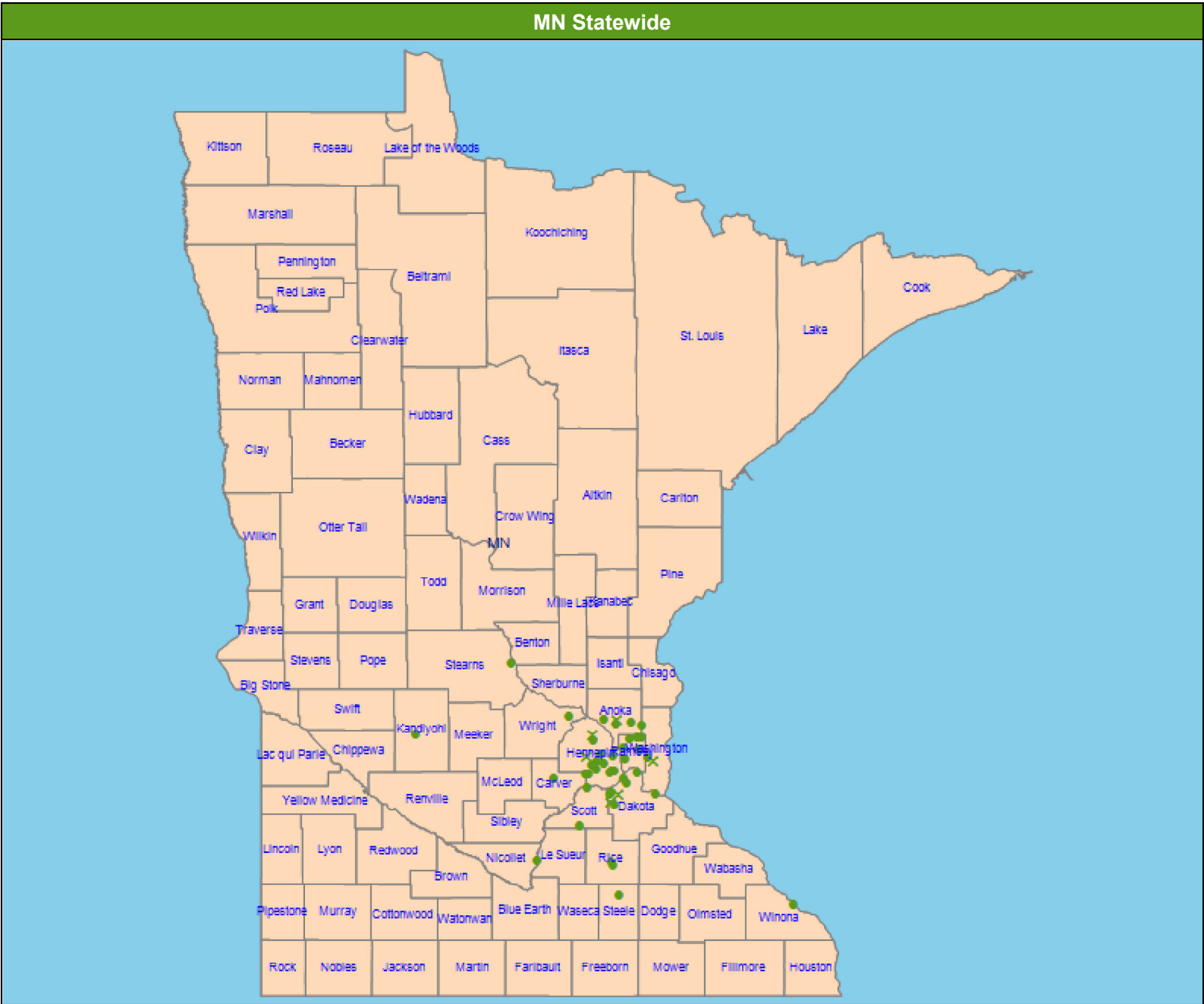
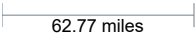
**Orthodontists**

53 dentists at 47 locations

- Single dentists (41)
- ✕ Multiple dentists (6)

**Service Areas**

- Statewide



Network Provider Maps

# MN Dental PPO Pedodontists Provider Map

August 20, 2025

Created by...  
Humana

**Pedodontists**

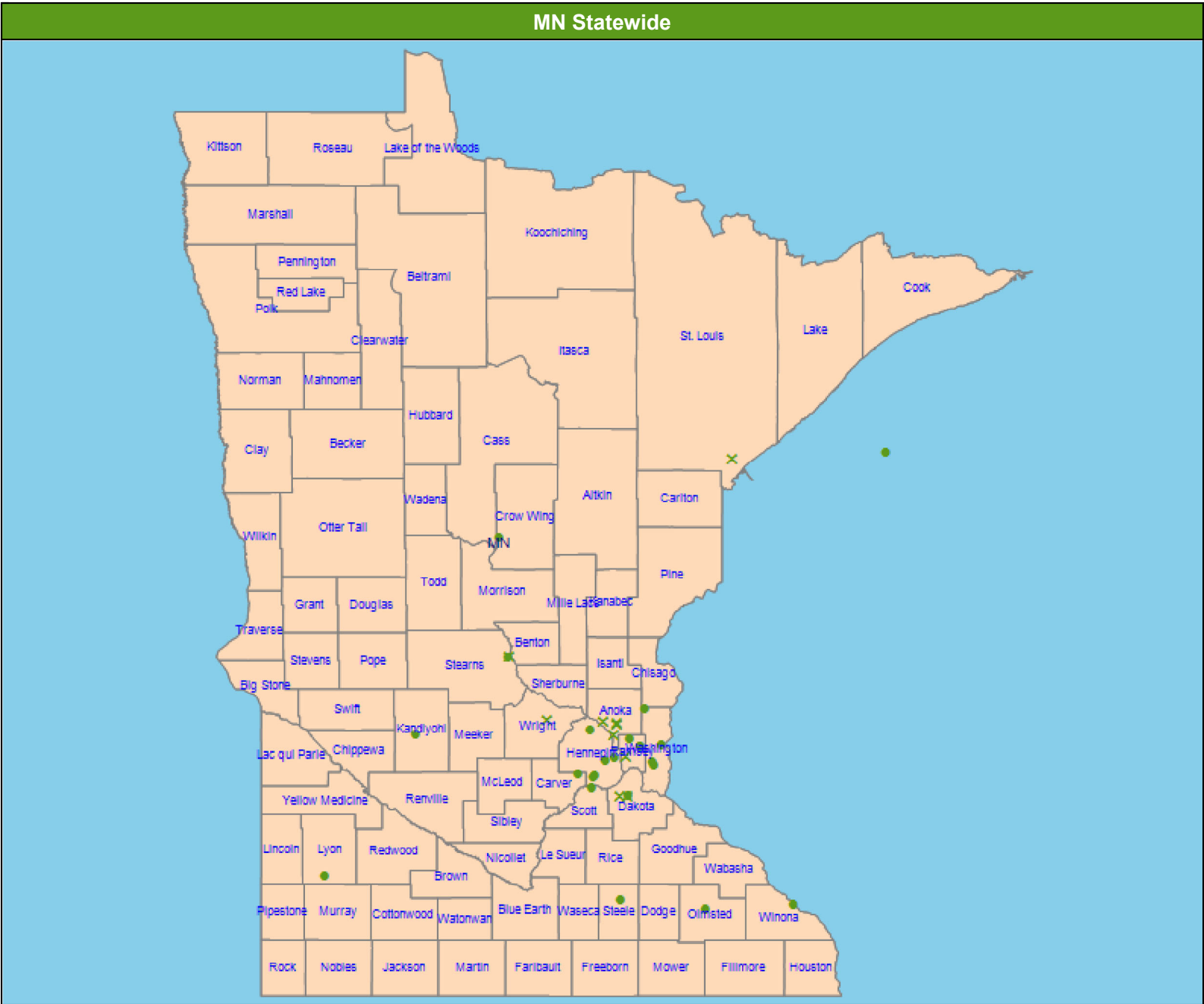
48 dentists at 33 locations

- Single dentists (23)
- ✕ Multiple dentists (10)

**Service Areas**

Statewide

62.77 miles





Created by...

## Periodontists

- Single dentists (16)

## Service Areas

62.77 miles



# MN Dental PPO Prosthodontists Provider Map

August 20, 2025

Created by...  
Humana

**Prosthodontists**

7 dentists at 7 locations

- Single dentists (7)
- ✕ Multiple dentists (0)

**Service Areas**

Statewide

