

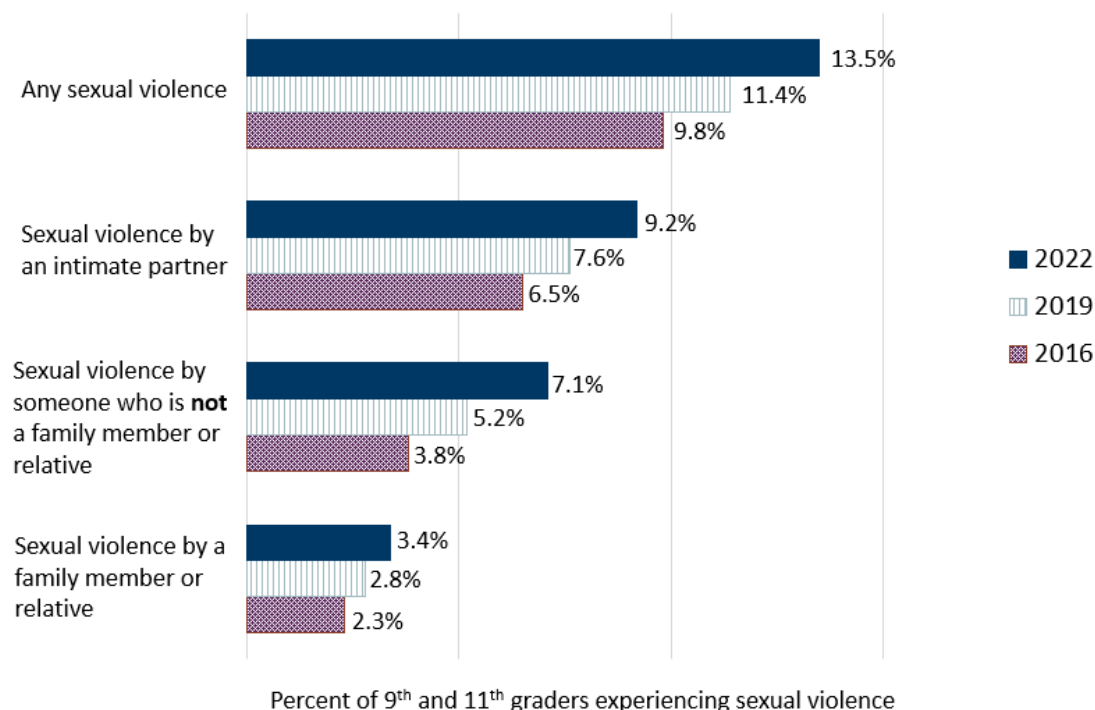
## Data Brief: Reports of Sexual Violence Among Minnesota Youth Up in 2022

The percent of Minnesota students who reported experiencing sexual violence increased substantially between 2016 and 2022, according to Minnesota Student Survey (MSS) data. These findings point to an increased need for sexual violence services, response, and prevention starting at early ages, across every area of the state, and for all communities.

### Reports of all types of sexual violence increased among 9<sup>th</sup> and 11<sup>th</sup> graders

In 2016, nearly 1 in 10 (9.8%) 9<sup>th</sup> and 11<sup>th</sup> graders said they had experienced some form of sexual violence. In 2022, that percentage rose to nearly 1 in 7 (13.5%). Students reported higher rates of all types of sexual violence, but the type with the greatest increase was sexual violence by someone who was not a family member or relative, which increased from 3.8% in 2016 to 7.1% in 2022.

**The percent of 9<sup>th</sup> and 11<sup>th</sup> graders who reported any type of sexual violence victimization increased from 2016 to 2022.**

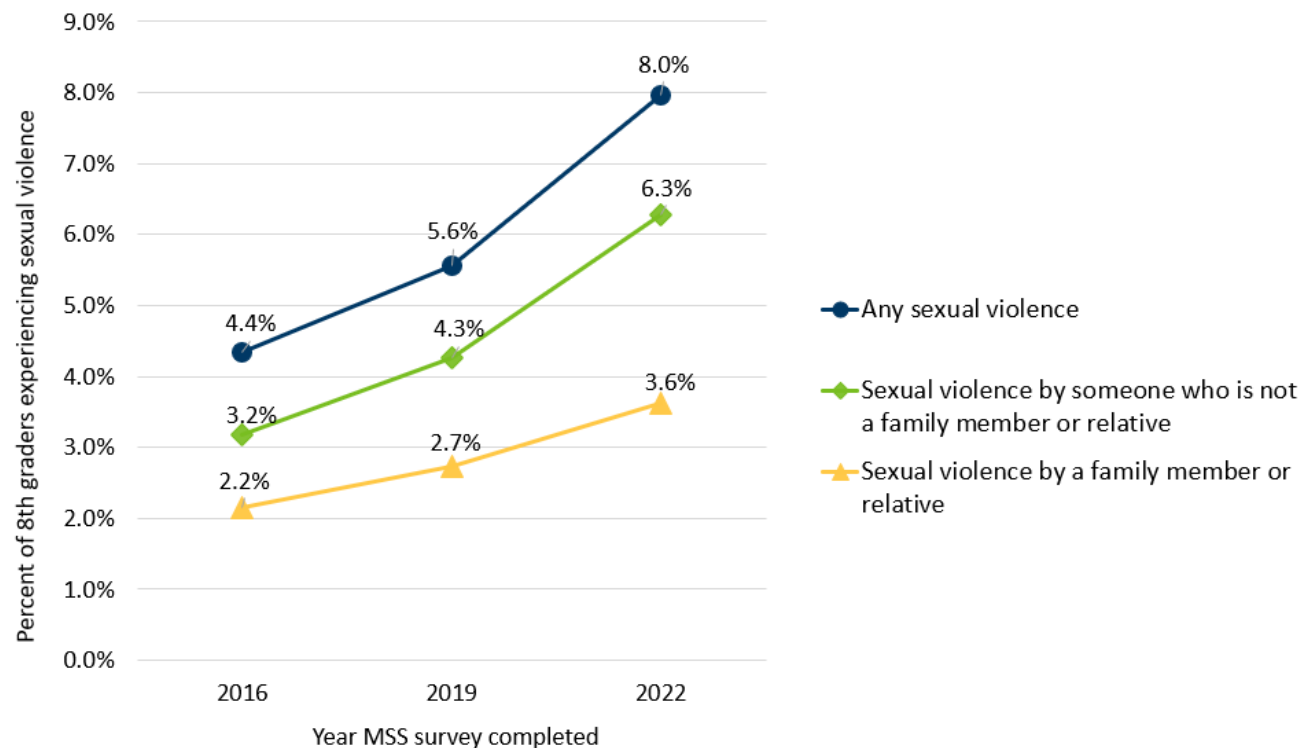


Source: Minnesota Student Survey (MSS), 2016-2022

## Reports of sexual violence increased most among 8<sup>th</sup> graders

The percent of 8<sup>th</sup> graders reporting sexual violence by a relative or family member and the percent of students reporting sexual violence by a non-relative or family member both increased. In 2016, 1 in 23 (4.4%) 8<sup>th</sup> graders reported experiencing one or more types of sexual violence. In 2022, that percentage increased to nearly 1 in 13 (8.0%) 8<sup>th</sup> graders who reported experiencing one or more types of violence.

### The percent of 8<sup>th</sup> graders who reported any type of sexual violence victimization nearly doubled between 2016 and 2022.

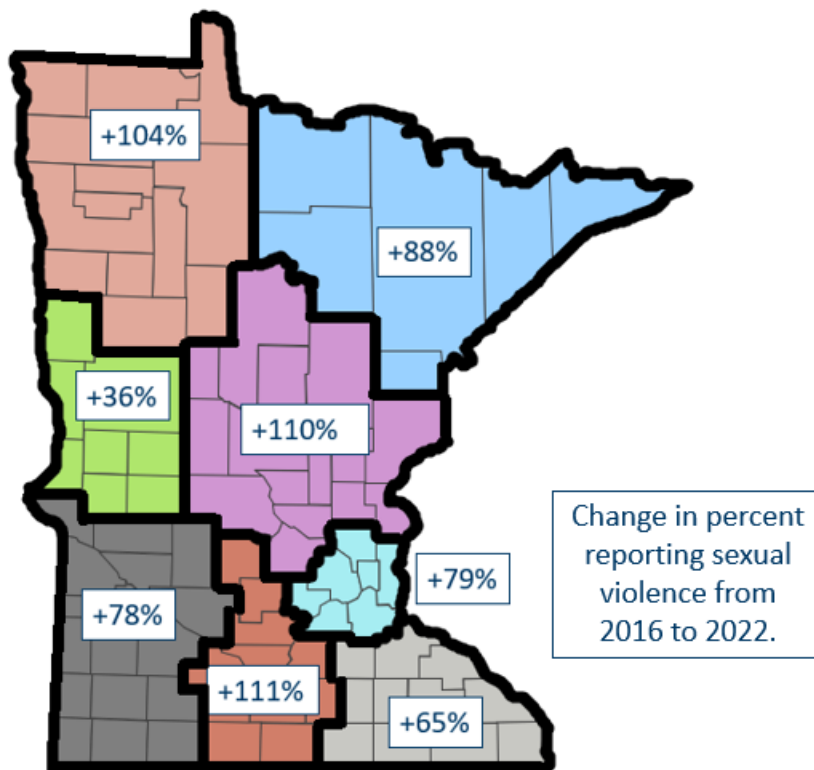


Source: Minnesota Student Survey (MSS), 2016-2022

## Increases took place across the state

Trends showing an increase in the percent of students reporting sexual violence were not isolated to one part of the state. The figure below shows the increase in the percent of 8<sup>th</sup> graders reporting sexual violence from 2016 to 2022. The percent of 8<sup>th</sup> graders reporting sexual violence increased in all regions of the state. Increases ranged from 38% in the West Central region to 111% in the South Central region.\*

**There was an increase in the percentage of 8<sup>th</sup> graders who reported any type of sexual violence in both Greater Minnesota and the 7-County Metro Area.**



Source: Minnesota Student Survey (MSS), 2016-2022

\*Region boundaries are based on [Regional Health Care Preparedness Coordinator Regions](https://www.health.state.mn.us/communities/ep/coalitions/rhpc.html) (<https://www.health.state.mn.us/communities/ep/coalitions/rhpc.html>).

**Changes in percent of 8<sup>th</sup> graders reporting sexual violence by region**

<b>Regional Health Care Preparedness Coordinator Region</b>	<b>Counties included*</b>	<b>Percent of 8<sup>th</sup> graders reporting sexual violence in 2016</b>	<b>Percent of 8<sup>th</sup> graders reporting sexual violence in 2022</b>	<b>Change in percentage</b>
Central	Aitkin, Benton, Cass, Chisago, Crow Wing, Isanti, Kanabec, Mille Lacs, Morrison, Pine, Sherburne, Stearns, Todd, Wadena, Wright	4.6%	9.7%	+110%
Metro	Anoka, Carver, Dakota, Hennepin, Ramsey, Scott, Washington	4.0%	7.1%	+79%
Northeast	Carlton, Cook, Itasca, Koochiching, Lake, St. Louis	5.1%	9.6%	+88%
Northwest	Becker, Beltrami, Clearwater, Hubbard, Kittson, Lake of the Woods, Mahanomen, Marshall, Norman, Pennington, Polk, Red Lake, Roseau	4.6%	9.4%	+104%
South Central	Blue Earth, Brown, Faribault, LeSueur, Martin, McLeod, Meeker, Nicollet, Sibley, Waseca, Watonwan	4.5%	9.4%	+111%
Southeast	Dodge, Fillmore, Freeborn, Goodhue, Houston, Mower, Olmsted, Rice, Steele, Wabasha, Winona	4.7%	7.8%	+65%
Southwest	Big Stone, Chippewa, Cottonwood, Jackson, Kandiyohi, Lac qui Parle, Lincoln, Lyon, Murray, Nobles, Pipestone, Redwood, Renville, Rock, Swift, Yellow Medicine	4.8%	8.6%	+78%
West Central	Clay, Douglas, Grant, Otter Tail, Pope, Stevens, Traverse, Wilkin	5.3%	7.1%	+36%

\*Survey responses are linked to the county where the student's school is located, even if that is different than the county or Tribal Nation that the student lives in.

## Sexual violence is preventable

More information is needed to understand the full scope of sexual violence among Minnesota students. However, one thing is clear: families, schools, and communities must **take effective action to prevent sexual violence**, and prevention must start at a young age.

## About the Minnesota Student Survey (MSS)

Every three years, students in grades 5, 8, 9, and 11 in participating schools complete the Minnesota Student Survey (MSS) which asks a range of anonymous questions about wellbeing, health, and safety. Students in grades 8, 9, and 11 answer questions about sexual violence. In 2022, over 135,000 students took the survey. The wording of the questions analyzed is available on the [MDH website \(https://www.health.state.mn.us/communities/svp/data/quickfacts.html\)](https://www.health.state.mn.us/communities/svp/data/quickfacts.html).

## Resources

Learn more about **prevention and connect with the Sexual Violence Prevention Network** via the [MDH website \(https://www.health.state.mn.us/communities/svp/index.html\)](https://www.health.state.mn.us/communities/svp/index.html).

**If you or someone you know has experienced sexual violence, supports are available:**

- Day One Crisis Hotline: For 24/7 confidential sexual and domestic violence, trafficking, sexual exploitation, and general crime advocacy
  - Call 1-866-223-1111 or Text 612-399-9995
  - Live chat on their website: [Day One Crisis Hotline \(https://dayoneservices.org/\)](https://dayoneservices.org/)
- StrongHearts Native Helpline: For 24/7 safe, confidential, and anonymous sexual and domestic violence helpline for Native Americans and Alaska Natives
  - Call 844-7NATIVE (844-762-8483)
  - Live chat on their website: [StrongHearts Native Helpline \(https://strongheartshelpline.org/\)](https://strongheartshelpline.org/)
- To find confidential advocacy services and medical care near you, visit the [Minnesota Coalition Against Sexual Assault \(https://mncasa.org/find-help/\)](https://mncasa.org/find-help/)
- For Native American-specific resources, visit the [Minnesota Indian Women's Sexual Assault Coalition \(https://www.miwsac.org/\)](https://www.miwsac.org/)
- To find a Child Advocacy Center (CAC) near you, visit the [Minnesota Children's Alliance \(https://minnesotachildrensalliance.org/centers/\)](https://minnesotachildrensalliance.org/centers/)
- [Stop It Now \(https://www.stopitnow.org/\)](https://www.stopitnow.org/) provides help for people who are concerned about their own or someone else's behaviors.

Minnesota Department of Health  
Violence Prevention Programs Unit  
PO Box 64882  
St. Paul, MN 55164  
[health.violenceprev@state.mn.us](mailto:health.violenceprev@state.mn.us)  
<https://www.health.state.mn.us/communities/svp/index.html>

4/17/2025

To obtain this information in a different format, call: 651-201-5400 or email: [health.violenceprev@state.mn.us](mailto:health.violenceprev@state.mn.us).